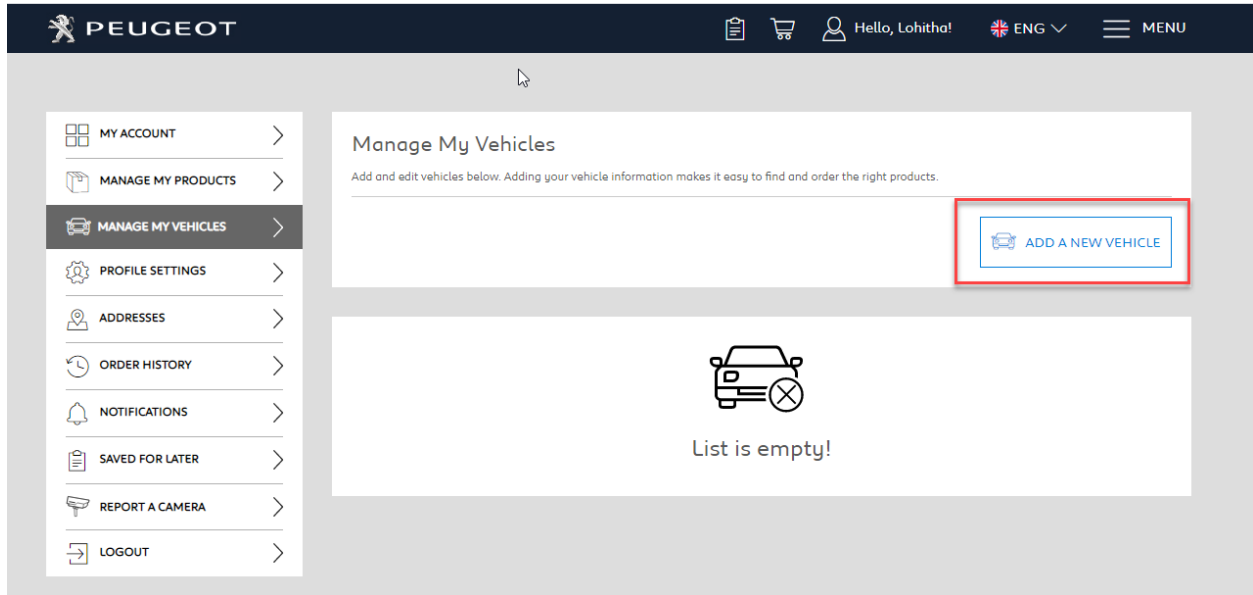
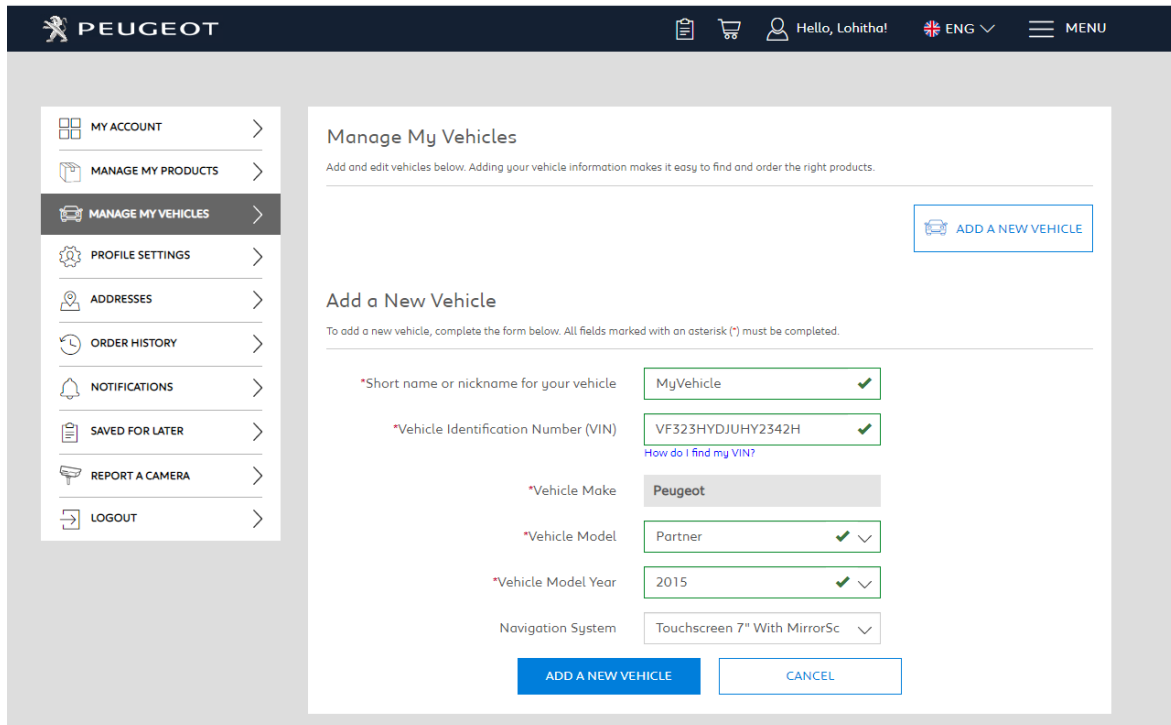


Please note that you need to create an account if you are a new user or log in to your account if you are a returning user.

1. Log in, or create an account
2. If you have not created a vehicle yet in your account, create one:
  - Go to the “manage my vehicles” section and add a new vehicle.

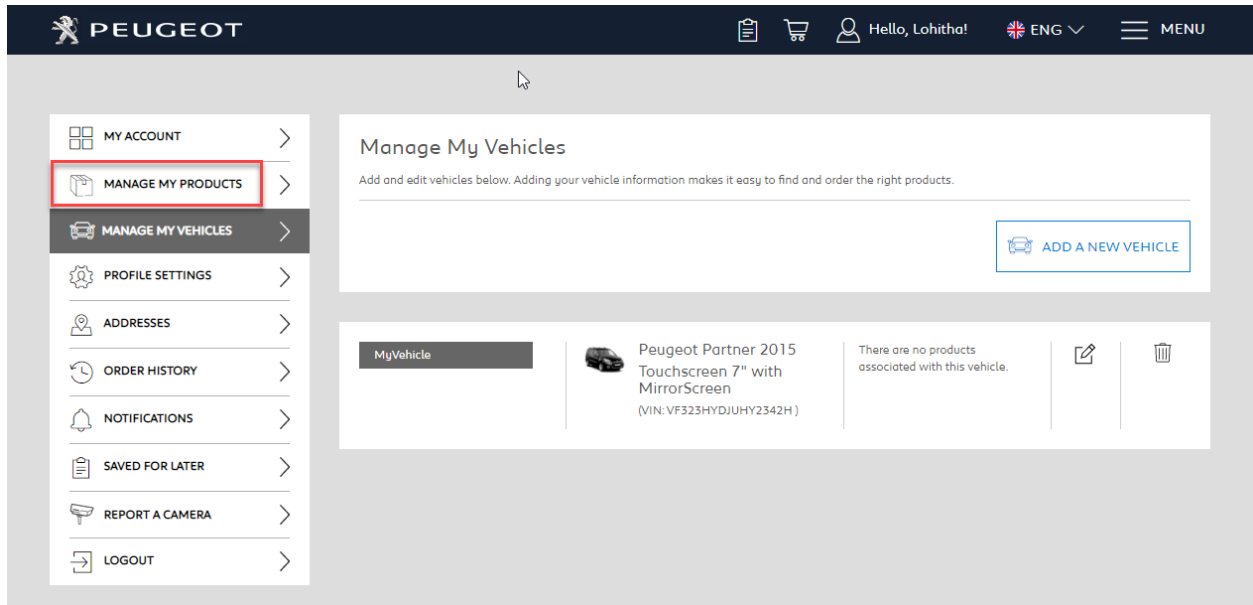


- Choose a nickname for your vehicle (or device if you are buying a map for a portable device).

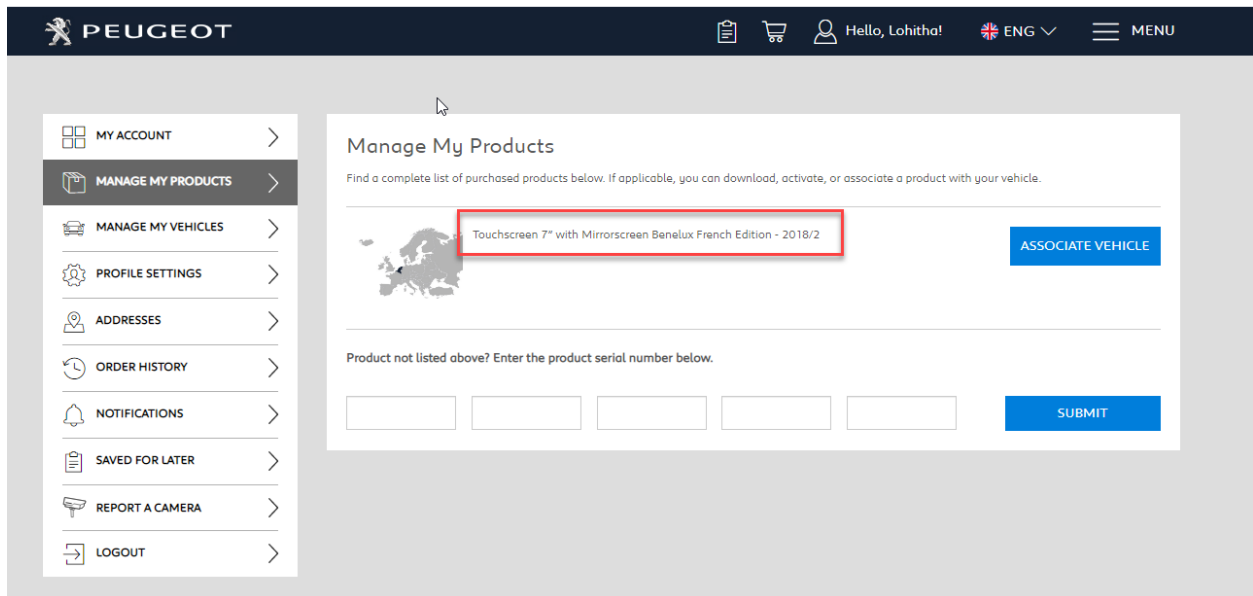


- Pay attention to the device ID or VIN – any error would lead to either a wrong activation code being generated or the inability to generate the code. For example, do not enter “l” instead of “1” or “o” instead of “0”.

3. Go to the “manage my products” section.



- If you bought a product from the Webstore that requires activation, it will be listed here.



- MY ACCOUNT >
- MANAGE MY PRODUCTS >**
- MANAGE MY VEHICLES >
- PROFILE SETTINGS >
- ADDRESSES >
- ORDER HISTORY >
- NOTIFICATIONS >
- SAVED FOR LATER >
- REPORT A CAMERA >
- LOGOUT >

Manage My Products : Touchscreen 7" with Mirrorscreen Benelux French Edition - 2018/2

Select Vehicle > Confirm Car > Download and Activate

Select the vehicle you wish to associate this product to:

- MyVehicle - Peugeot, Partner, 2015, Touchscreen 7" with MirrorScreen (VIN : VF323HYDJUHY2342H)

- ASSOCIATE VEHICLE**
- ADD A NEW VEHICLE

- MY ACCOUNT >
- MANAGE MY PRODUCTS >**
- MANAGE MY VEHICLES >
- PROFILE SETTINGS >
- ADDRESSES >
- ORDER HISTORY >
- NOTIFICATIONS >
- SAVED FOR LATER >
- REPORT A CAMERA >
- LOGOUT >

Manage My Products : Touchscreen 7" with Mirrorscreen Benelux French Edition - 2018/2

Select Vehicle > **Confirm Car** > Download and Activate

Confirm that you wish to associate this product to the following vehicle:

- MyVehicle - Peugeot, Partner, 2015, Touchscreen 7" with MirrorScreen (VIN : VF323HYDJUHY2342H)

- CONFIRM**
- SELECT A DIFFERENT VEHICLE

The screenshot shows the Peugeot My Account interface. The top navigation bar includes the Peugeot logo, a shopping cart icon, a user profile icon with the name "Hello, Lohitha!", a language selector set to "ENG", and a "MENU" button. The left sidebar contains a list of account management options: MY ACCOUNT, MANAGE MY PRODUCTS (highlighted), MANAGE MY VEHICLES, PROFILE SETTINGS, ADDRESSES, ORDER HISTORY, NOTIFICATIONS, SAVED FOR LATER, REPORT A CAMERA, and LOGOUT. The main content area is titled "Manage My Products : Touchscreen 7" with Mirrorscreen Benelux French Edition - 2018/2". Below the title, it says "Select Vehicle > Confirm Car > Download and Activate". A green checkmark icon is followed by the heading "Successfully associated" and the text "Your product Touchscreen 7" with Mirrorscreen Benelux French Edition - 2018/2 was associated to your car MyVehicle". Below this, there are two lines of text: "Please keep a note of this activation key as it will be required to upload the map in your system. This key will be valid for one navigation system only. You can view the instruction page at: [Activate product](#)." and "Please understand that once the upload has been initiated, you cannot cancel your purchase anymore." A red box highlights the "Activation Code: AGGYUETCEQ042TKK" and the "Download Link: [Download](#)".

You will be sent an email containing your activation code. You can retrieve your activation code any time just by logging in to your account.

If you need help to retrieve your activation code, please [contact us](#).

### Important

The activation code will be valid for this vehicle only.